

HunterDouglas®
ARCHITECTURAL PRODUCTS

Permanent Innovation



SUN LOUVRES

CELOSCREEN



africa
aluminium
structural systems

Namibian Appointed Distributor – Authorised installer

Tel +264 61 218611 | Fax + 264 61 215560

www.africaaluminium.com

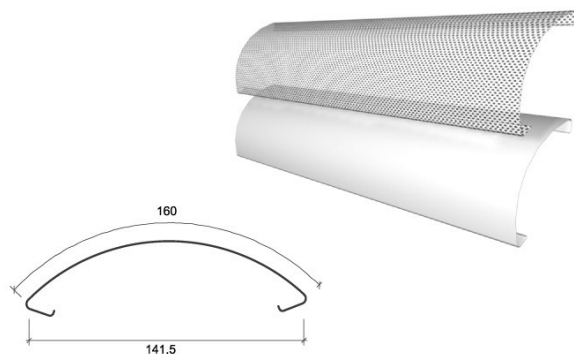
12 Ruhr Street – Northern Industrial Area

Windhoek Namibia

www.hunterdouglascontracts.com

HunterDouglas®
ARCHITECTURAL PRODUCTS





PRODUCT DESCRIPTION

Carrier	Material	Thickness (mm.)	Weight Kg/m ² (panel liso)	Weight Kg/m ² (perforated panel)	Coverage (ml/m ²)	Length max.
CS 110	Cincalume	0,5	6,90	5,72	9,09	5 m.
		0,6	8,27	6,86		
CS 120	Cincalume	0,5	6,33	5,25	8,33	5 m.
		0,6	7,58	6,29		
CS 150	Cincalume	0,5	5,06	4,20	6,67	5 m.
		0,6	6,06	5,02		
CS 175	Cincalume	0,5	4,33	3,60	5,71	5 m.
		0,6	5,19	4,31		
CS 200	Cincalume	0,5	3,80	3,15	5,00	5 m.
		0,6	4,55	3,77		

Colours: More than 100 standard colours and special colours upon request.
 Finishing: Flat and perforated
 Applications: Sun louvres and view braker

CHARACTERISTICS

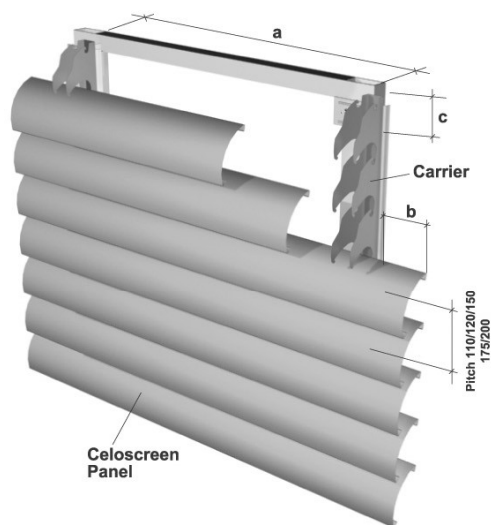
- This sun louvre is composed by prepainted cincalume flat or perforated panels
- The separation between the panels may be adjustable, depending on design requests by means of the available different pitch carriers.
- It is an architectural element suitable for cladding surfaces, where specific finishing solutions, made of durable materials, are required. It is particularly useful as view breaker, curtain wall, loggia, parapet wall, zenital louvres, skylight, etc., where space divisions have to be arranged for view control and/or air interchange.
- It's round geometry is very suitable to modern architecture style.
- The perforated version give transparency and much more interior comfort than traditional louvres.

INSTALLATION

Celoscreen panel sun louvre is composed of round shape panels that are installed by means of a clip-in type system over a carrier profile which as five different pitches (110, 120, 150, 175, 200mm), providing several options of openness to obtain an adequate sun protection. The panels can be installed either vertical, horizontal or in angled surfaces.

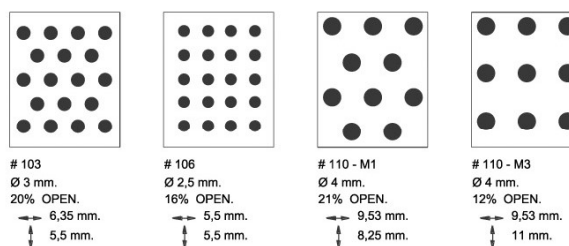
The components of the product shown in this brochure are in permanent innovation and development processes, and therefore are subject to changes.
 Dimensions shown are expressed in millimetres (mm.).

INSTALLATION

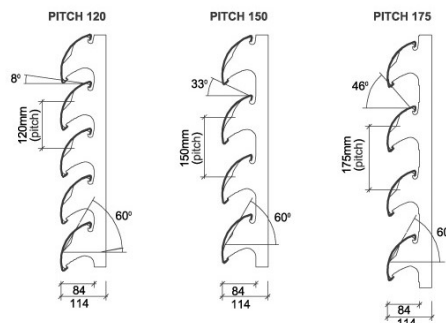


	a	b	c
Max distance	800 a 1000	100	100

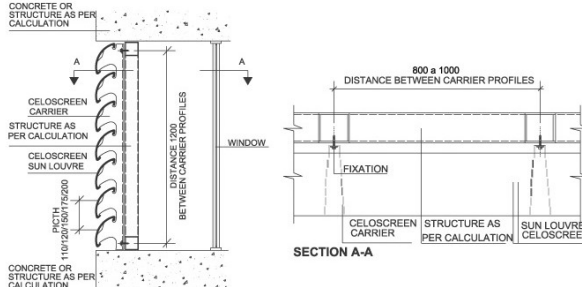
PERFORATION PATTERNS



CELOSCREEN CARRIER



INSTALLATION ALTERNATIVES



October 2007